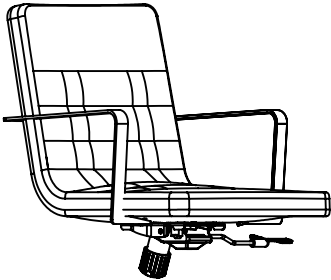


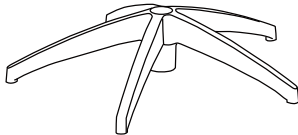
Ellie

ASSEMBLY INSTRUCTIONS

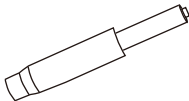
PARTS



Back/Seat (x1)



Base (x1)



Cylinder (x1)

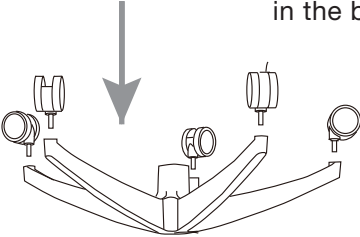


Casters (x5)

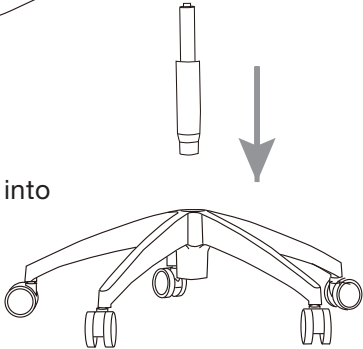
STEP 1

Attach the casters and cylinder to the 5-star base.

1A. Firmly press the stems of 5 casters into the 5 holes in the base.



1B. Insert cylinder into the center hole.



STEP 2

Insert the assembled back/seat unit onto the cylinder. Press down firmly to secure.

